

COMMERCIAL DATA SHEET

Alpine 060 Square Slimline



Billi Alpine 060 with Square Slimline Dispenser

Enjoy refreshing chilled and a continuous supply of filtered water. Billi's Alpine 060 offers a premium filtered drinking water experience.

Even after the chilled tank reserve has been depleted, the Alpine 060 is capable of dispensing a continuous stream of cool filtered water, supplied from the square slimline dispenser with single paddle lever operation.



CHILLED



Square Slimline Dispenser

Alpine Under-Bench Unit



Features



SPACE SAVING DESIGN



ENERGY EFFICIENT



NO CUPBOARD VENTILATION REQUIRED



ADJUSTABLE CHILLED TEMPERATURE



WATER COOLED TECHNOLOGY



CHOICE OF DISPENSER DESIGNS

PRODUCT SPECIFICATIONS

Water type	Product code	Model name	Dispenser	Suggested no. of people	Chilled water delivery (cups per hour)	Power supply (amps)
 CHILLED	932060SUK	Alpine 060	Square Slimline	Up to 12	60	13

Accessories

992130 - Square Slimline Spout Extension*

992810 - Slimline Font

990724 - Tubing Extension Kit for Slimline 2mtrs



*available in chrome, brushed and matte black only

Finishes

Standard Finishes

CH - Chrome

BR - Brushed

Special Order Finishes

MW - Matte White

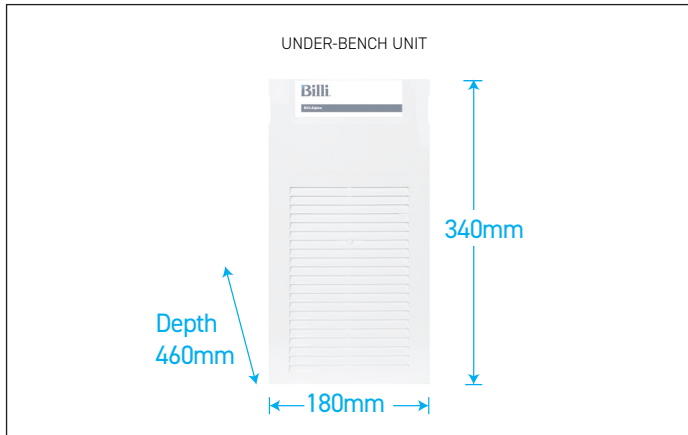
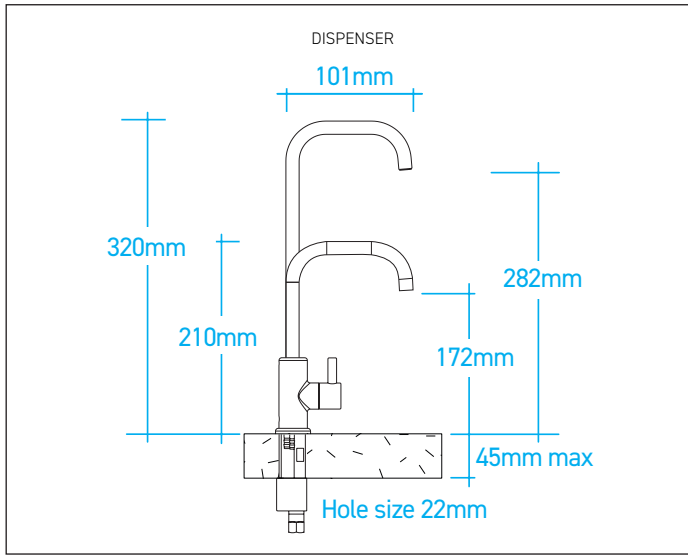
RG - Rose Gold

MB - Matte Black

Add the relevant Finish Code and the Country Identifier (UK) to the Product code to complete your specification eg 932060RMBUK

TECHNICAL DRAWING & INSTALLATION REQUIREMENTS

PRODUCT DIMENSIONS



WATER SUPPLY

An accessible drinking water supply from a 15mm pipe with a minimum pressure of 2.5bar static and 6 litres a minute flow should be located in the base unit of the installation location.

POWER SUPPLY

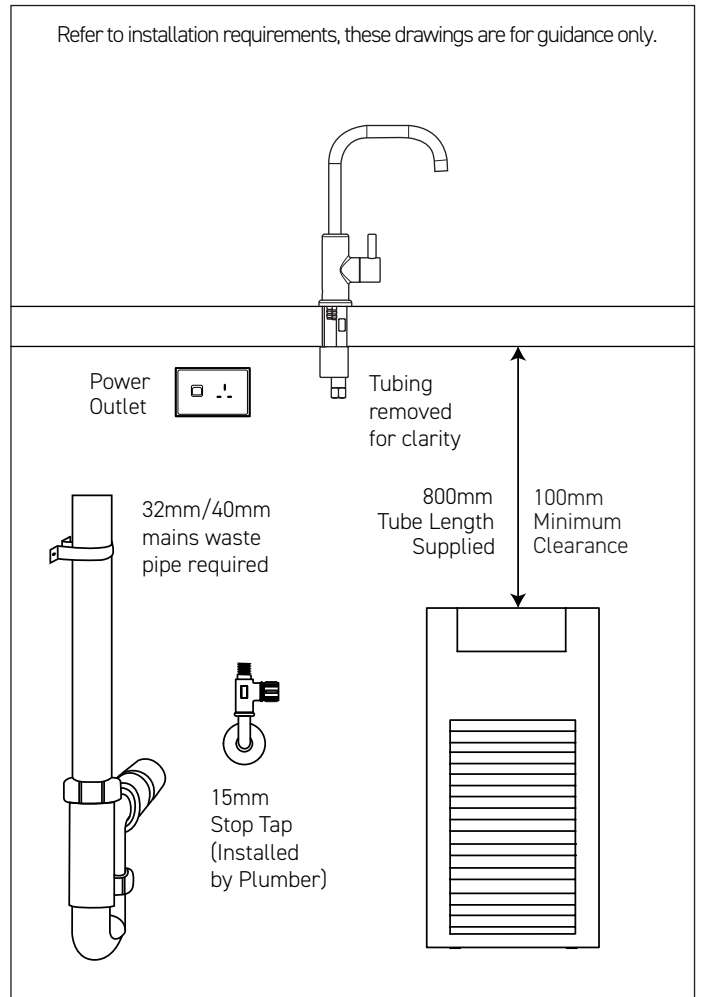
A 13amp single switched socket must be positioned at a high level and accessible within the cupboard. The unit comes with a 1 meter flex cord and plug.

WASTE REQUIREMENTS

A 32mm/40mm mains waste pipe is required within the base unit. This pipe should include a trap or u-bend to prevent any unpleasant odours. If there is a spigot waste connection, two spigots are required to connect to the waste and condenser line.

PREFERRED INSTALLATION LAYOUT

Refer to installation requirements, these drawings are for guidance only.



WARRANTY

The Billi Alpine Range is covered by a comprehensive 2 year warranty on all parts and labour.

FILTRATION

Billi's range of premium filters utilise BWT's unique Fibron X technology which provide superior taste, water quality, consistent filter life and peace of mind on the topic of hygiene.

Supplied: 994051 (5 micron).

CERTIFICATIONS & COMPLIANCE*

Every Billi drinking water appliance is manufactured under a certified quality control system. All Billi commercial range models have been tested and comply with all required standards including: ISO 9001:2015, QEC 11627; WRAS certified; WELL Cornerstone Member; BREAMM compliant; LEED compliant.

* Drawings are for guidance during specification, refer to Installation requirements for final install. All efforts are made to ensure Certifications & Compliance claims are current, however this is subject to change without notice.

Billi™

Billi UK Limited

University Of Wolverhampton Science Park,
Technology Centre, Glaisher Drive,
Wolverhampton, WV10 9RU

P 020 7456 6789
E marketing@billi-uk.com
W www.billi-uk.com



visit us at

